



SSPM's

**Rani Laxmibai Mahavidyalaya,
Parola**



Report

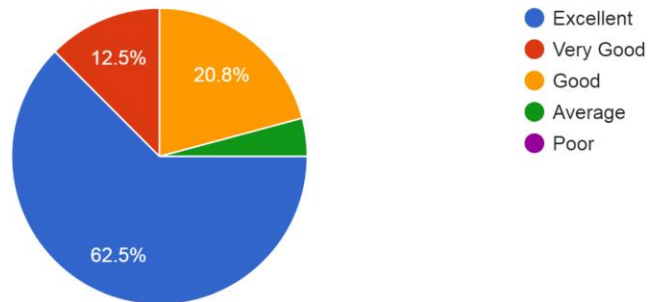
On

**Student Feedback About Infrastructure
Feedback Analysis And Action Taken Report
(2021-2022)**

Student Feedback about Infrastructure 21-22

1. Classrooms

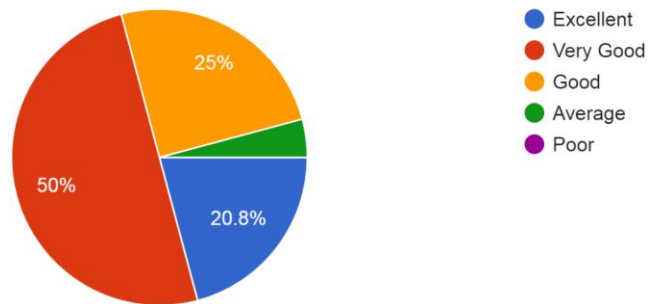
24 responses



From the graph it is observed that 94% students responses that well classrooms with all facilities such as benches, fans, tubes , ventilation etc.

2. Computer Laboratories

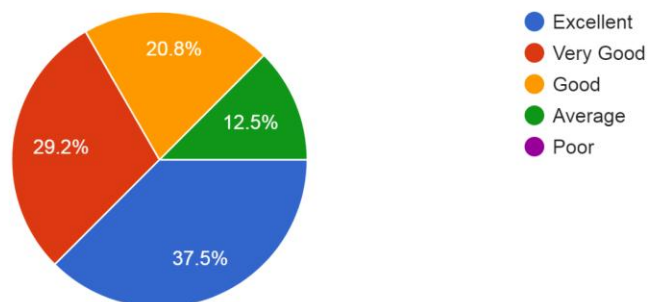
24 responses



From the graph it is observed that 95% students responses that well computer laboratories with internet, Wi-Fi, Projector, well configure computers etc.

3. Library

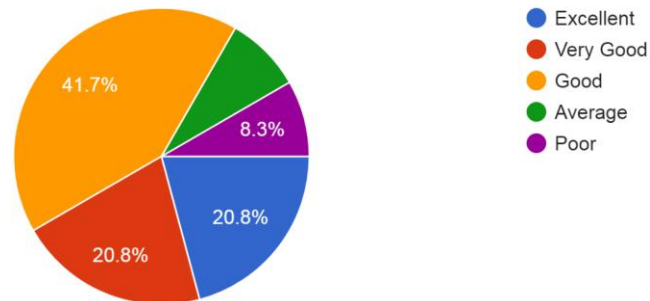
24 responses



From the graph it is observed that 86% students responses that well library with all subjective text books and reference books, Wi-Fi facilities , drinking water, reading room etc.

4. Wi-Fi and Internet facilities

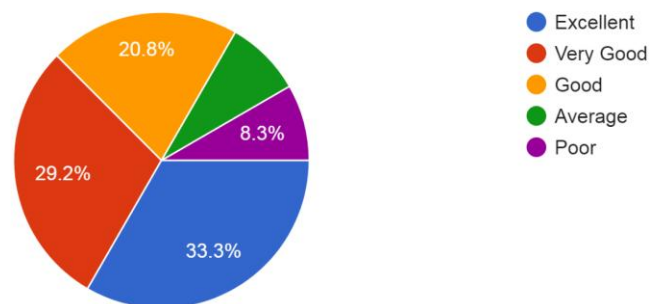
24 responses



From the graph it is observed that 81% students responses that on demand Wi-Fi facilities are available

5. Canteen

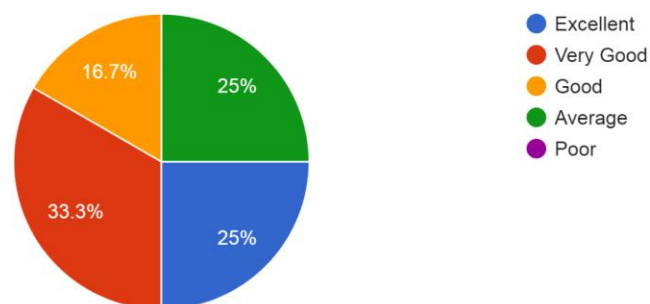
24 responses



From the graph it is observed that 82% students responses that well canteen is available with quality food.

6. Washroom (Toilet and Urinaries)

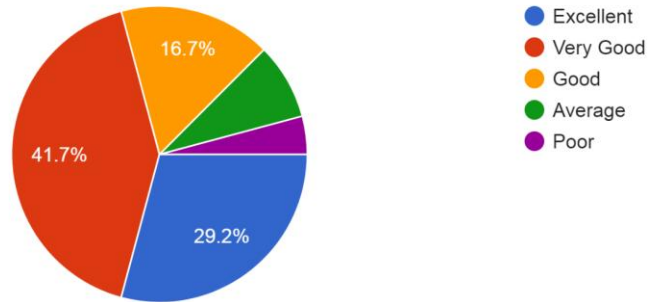
24 responses



From the graph it is observed that 74% students responses that clean washrooms are available

7. Quality of drinking water

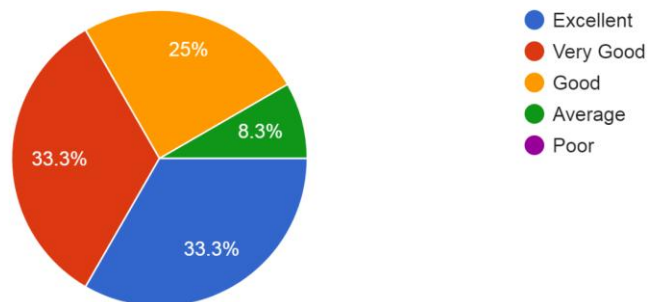
24 responses



From the graph it is observed that 86% students responses that R.O. drinking water is available

8. Extra Curricular activities

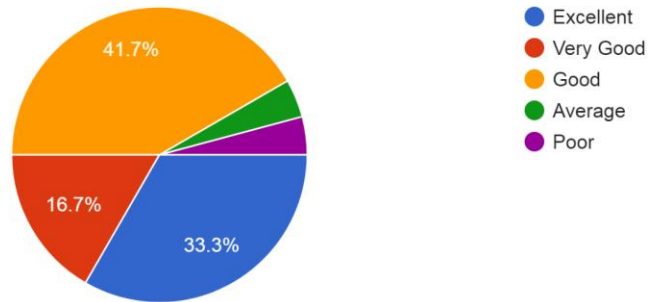
24 responses



From the graph it is observed that 91% students responses that college arranged number of extracurricular activities for personality development

9. Laboratory are adequate and well equipped

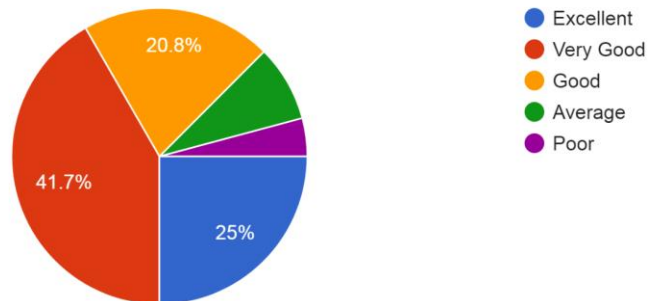
24 responses



From the graph it is observed that 90% students responses that laboratory are adequate and well equipped

10. Parking facilities

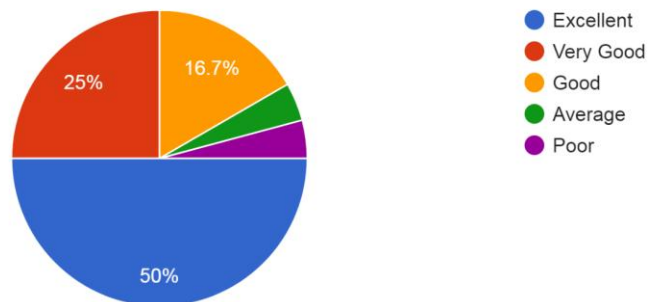
24 responses



From the graph it is observed that 86% students responses that well parking facility in the college campus

11. Sports infrastructure for Indoor and outdoor games

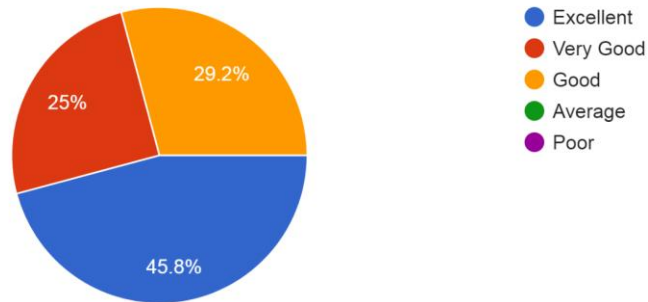
24 responses



From the graph it is observed that 91% students responses that sports infrastructure for indoor and outdoor games is well.

12. Seminar and auditorium hall

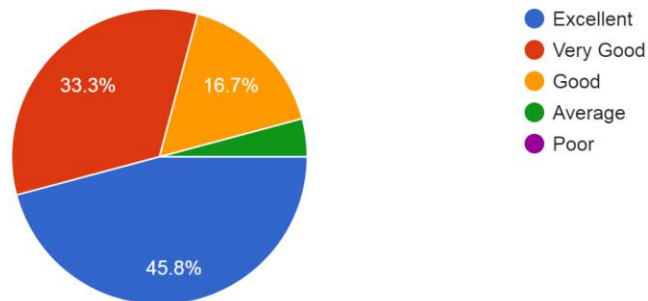
24 responses



From the graph it is observed that 70% students responses that in the college at well seminar hall and auditorium hall for various programs

13. Sport ground is available

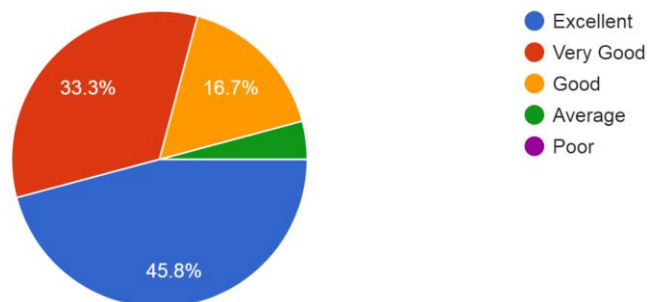
24 responses



From the graph it is observed that 78% students responses that sport ground is very large and available to all students

14. Nearby Banks and ATM

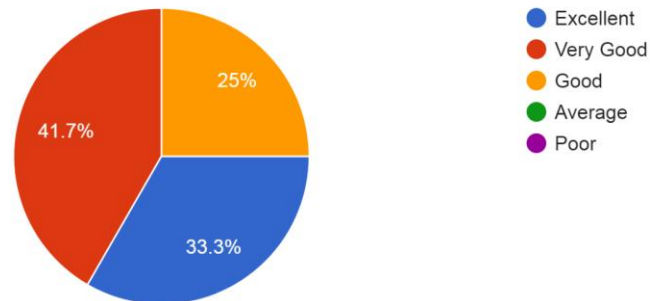
24 responses



From the graph it is observed that 78% students responses that nearby the college number of government banks and ATMs also cooperative banks are available

15. Transportation (Availability of busses)

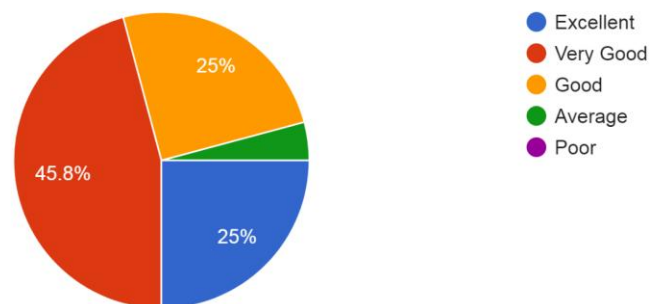
24 responses



From the graph it is observed that 74% students responses that our college is situated in heart of city near bus stand and market. Therefore all transport facility is easily available

16. Availability of Doctor and medicine

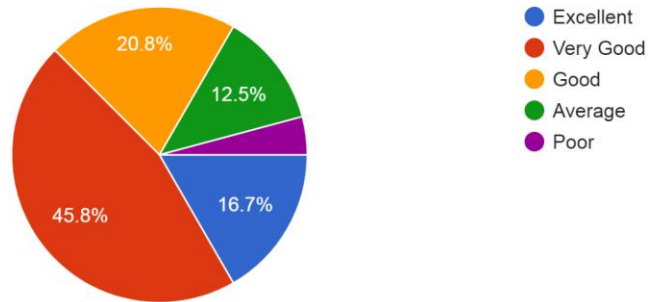
24 responses



From the graph it is observed that 70% students responses that nearby the college number of hospitals and medical store. The college make MOUs with cottage hospital, private doctor and ambulance for provide emergency medical service

17. Regular counselling (Mentoring System)

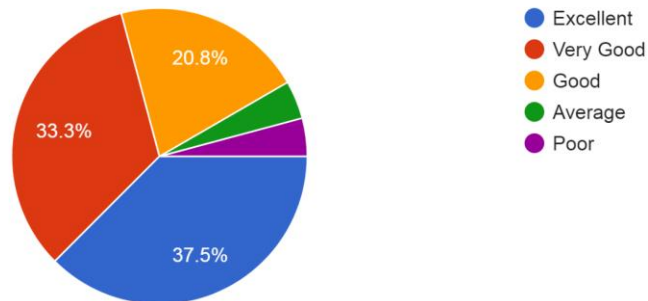
24 responses



From the graph it is observed that 82% students responses that in the college established well mentor mentee system to regular counseling and guidance

18. Motivation to the students to participate in co-curricular and extra curricular activities

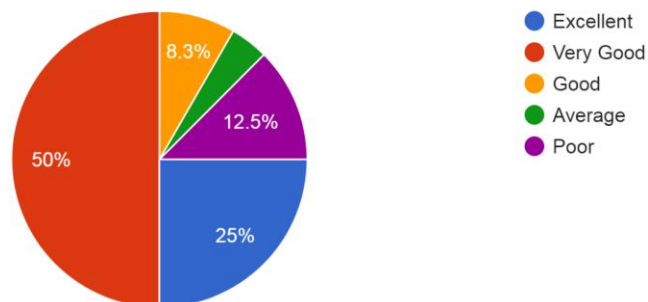
24 responses



From the graph it is observed that 90% students responses that college teacher motivate to the students to participate co curriculum and extra curriculum activities for personality development .

19. Physical security in the campus for girls students

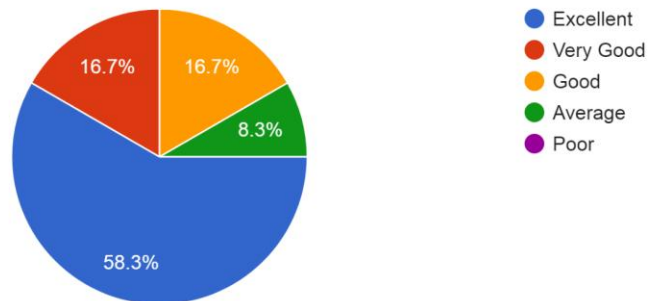
24 responses



From the graph it is observed that 83% students responses that in the college number of CCTV Cameras installed at various corners and departments, security guards, wall compound, girls common room , Gate etc.

20. Consumer facilities (General stores, Xerox etc)

24 responses



From the graph it is observed that 90% students responses that in the college own consumers with Xerox, phone, notebooks, journals etc. are available.

Action Taken Report:

The stakeholder's responses were analyzed to prepare summarized report which was communicated with management members, IQAC and Principal

IQAC Coordinator

Principal