



**SSPM's**

**Rani Laxmibai Mahavidyalaya,  
Parola**



**Report**

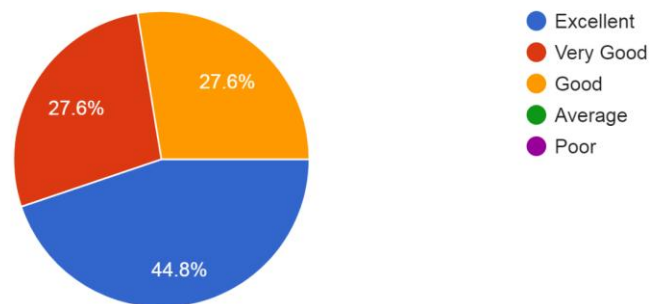
**On**

**Student Feedback About Infrastructure  
Feedback Analysis And Action Taken Report  
(2020-2021)**

## Student Feedback about Infrastructure 20-21

### 1. Classrooms

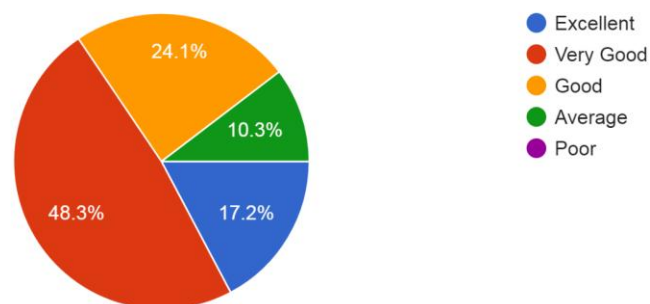
29 responses



From the graph it is observed that 71% students responses that well classrooms with all facilities such as benches, fans, tubes , ventilation etc.

### 2. Computer Laboratories

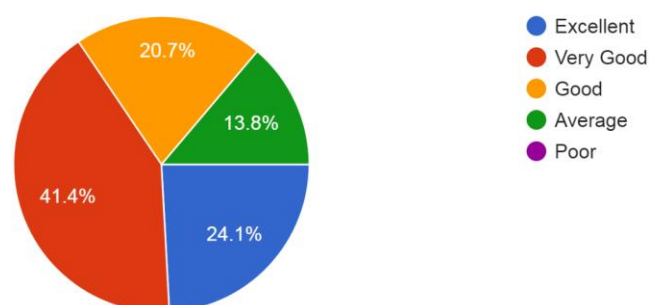
29 responses



From the graph it is observed that 65% students responses that well computer laboratories with internet, Wi-Fi, Projector, well configure computers etc.

### 3. Library

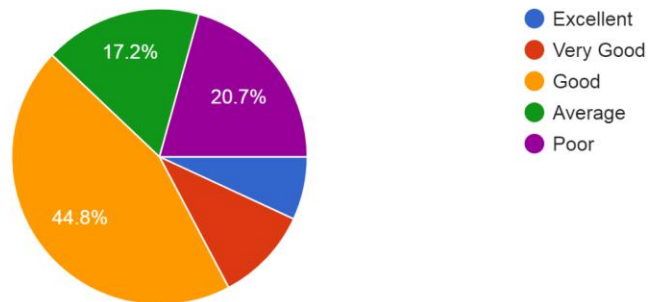
29 responses



From the graph it is observed that 65% students responses that well library with all subjective text books and reference books, Wi-Fi facilities , drinking water, reading room etc.

#### 4. Wi-Fi and Internet facilities

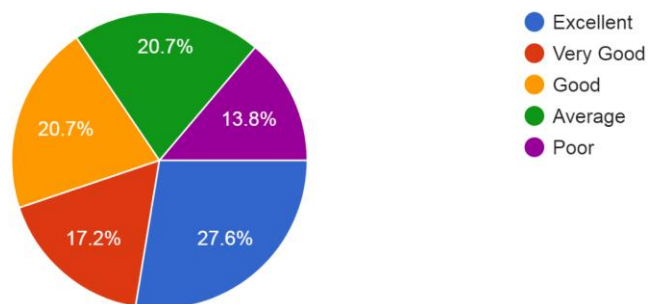
29 responses



From the graph it is observed that 61% students responses that on demand Wi-Fi facilities are available

#### 5. Canteen

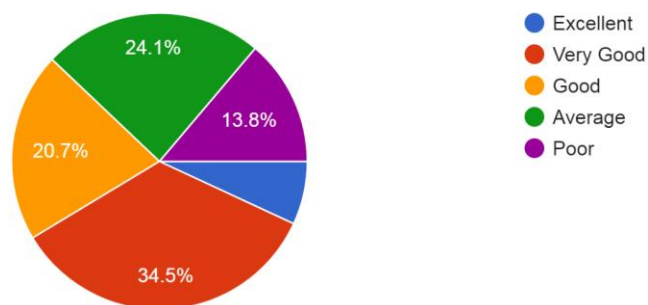
29 responses



From the graph it is observed that 44% students responses that well canteen is available with quality food.

#### 6. Washroom (Toilet and Urinaries)

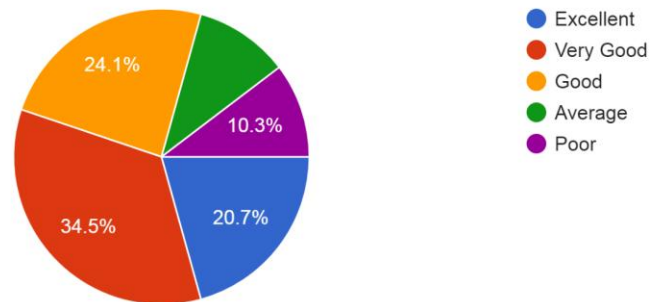
29 responses



From the graph it is observed that 54% students responses that clean washrooms are available

### 7. Quality of drinking water

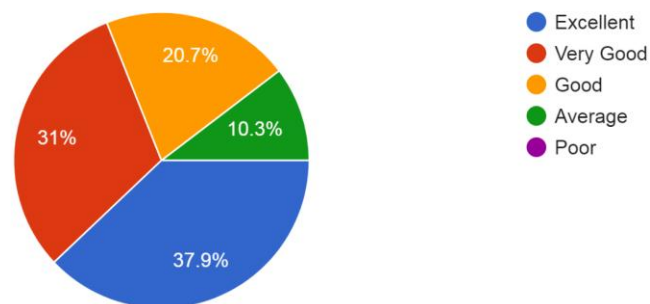
29 responses



From the graph it is observed that 78% students responses that R.O. drinking water is available

### 8. Extra Curricular activities

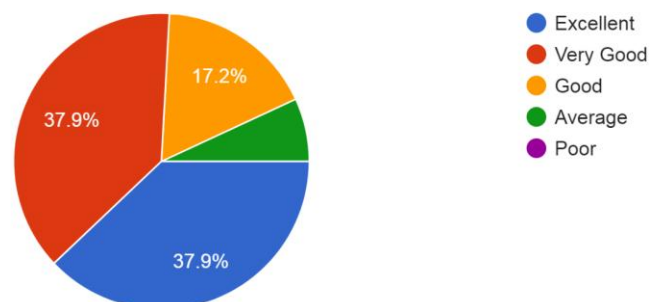
29 responses



From the graph it is observed that 88% students responses that college arranged number of extracurricular activities for personality development

### 9. Laboratory are adequate and well equipped

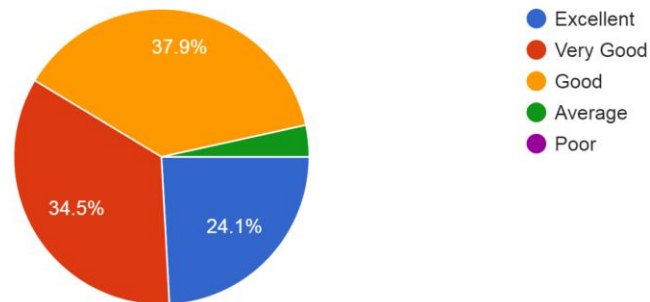
29 responses



From the graph it is observed that 91% students responses that laboratory are adequate and well equipped

#### 10. Parking facilities

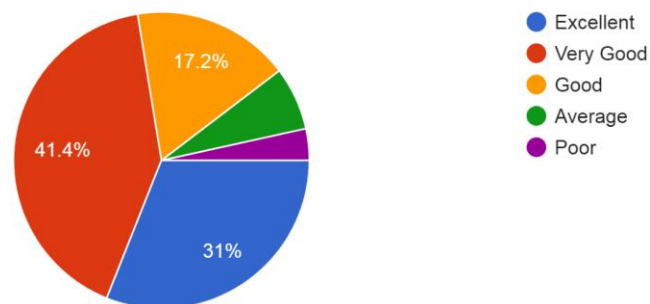
29 responses



From the graph it is observed that 95% students responses that well parking facility in the college campus

#### 11. Sports infrastructure for Indoor and outdoor games

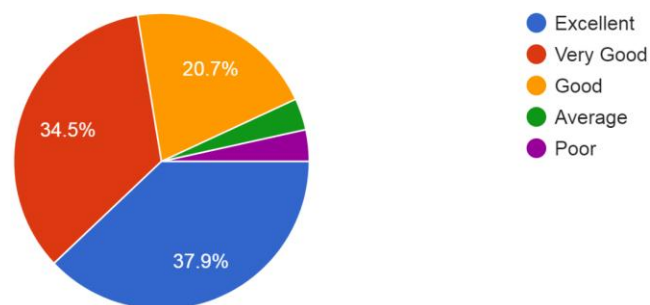
29 responses



From the graph it is observed that 89% students responses that sports infrastructure for indoor and outdoor games is well.

#### 12. Seminar and auditorium hall

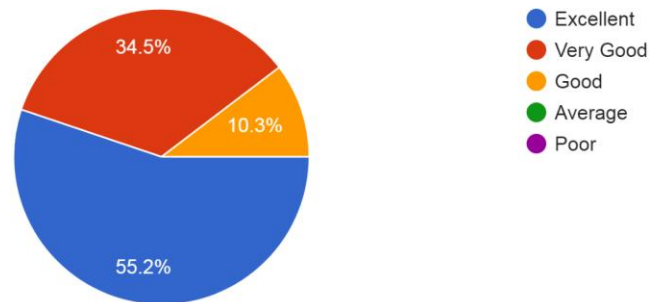
29 responses



From the graph it is observed that 91% students responses that in the college at well seminar hall and auditorium hall for various programs

### 13. Sport ground is available

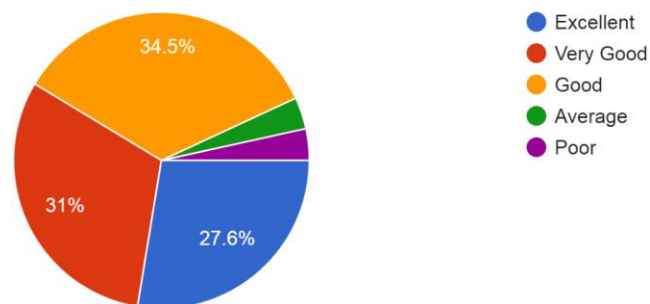
29 responses



From the graph it is observed that 89% students responses that sport ground is very large and available to all students

### 14. Nearby Banks and ATM

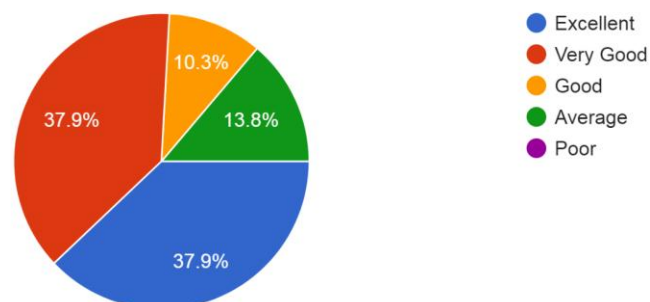
29 responses



From the graph it is observed that 92% students responses that nearby the college number of government banks and ATMs also cooperative banks are available

### 15. Transportation (Availability of busses)

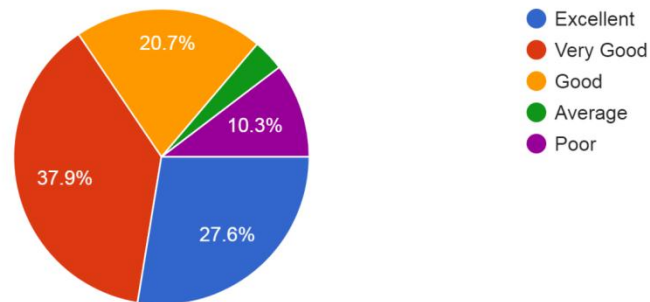
29 responses



From the graph it is observed that 84% students responses that our college is situated in heart of city near bus stand and market. Therefore all transport facility is easily available

#### 16. Availability of Doctor and medicine

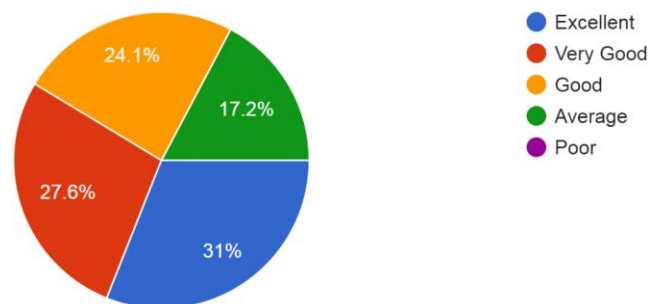
29 responses



From the graph it is observed that 84% students responses that nearby the college number of hospitals and medical store. The college make MOUs with cottage hospital, private doctor and ambulance for provide emergency medical service.

#### 17. Regular counselling (Mentoring System)

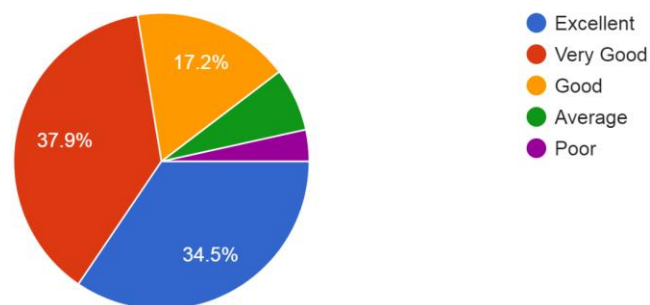
29 responses



From the graph it is observed that 82% students responses that in the college established well mentor mentee system to regular counseling and guidance

#### 18. Motivation to the students to participate in co-curricular and extra curricular activities

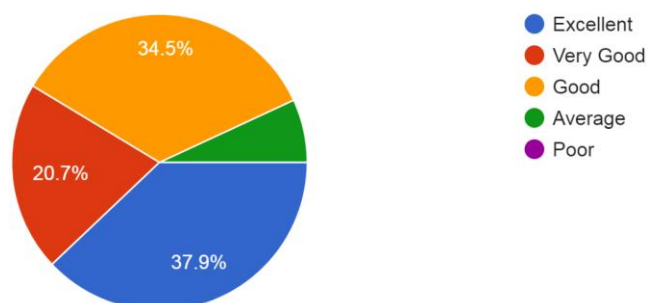
29 responses



From the graph it is observed that 71% students responses that college teacher motivate to the students to participate co curriculum and extra curriculum activities for personality development .

#### 19. Physical security in the campus for girls students

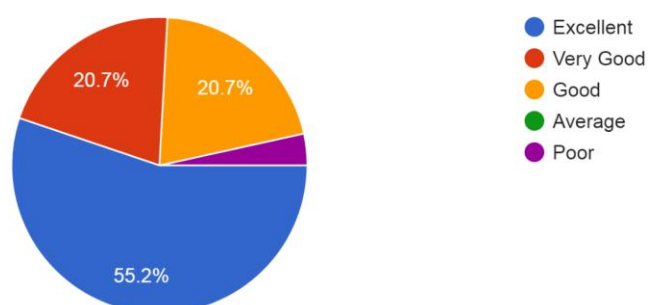
29 responses



From the graph it is observed that 91% students responses that in the college number of CCTV Cameras installed at various corners and departments, security guards, wall compound, girls common room , Gate etc.

#### 20. Consumer facilities (General stores, Xerox etc)

29 responses



From the graph it is observed that 75% students responses that in the college own consumers with Xerox, phone, notebooks, journals etc. are available.

---

#### Action Taken Report:

The stakeholder's responses were analyzed to prepare summarized report which was communicated with management members, IQAC and Principal

IQAC Coordinator

Principal