



SSPM's

**Rani Laxmibai Mahavidyalaya,
Parola**



Report

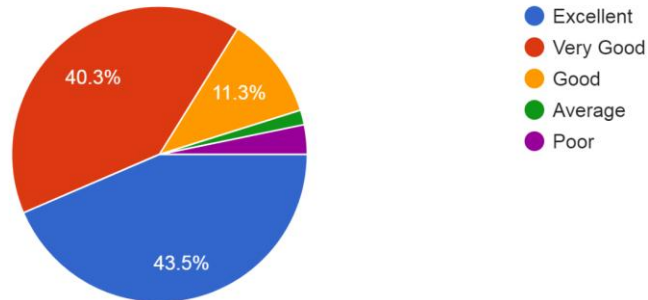
On

**Parent Feedback
Feedback Analysis And Action Taken Report
(2020-2021)**

Parent Feedback Form 20-21

1. Discipline in the College is well

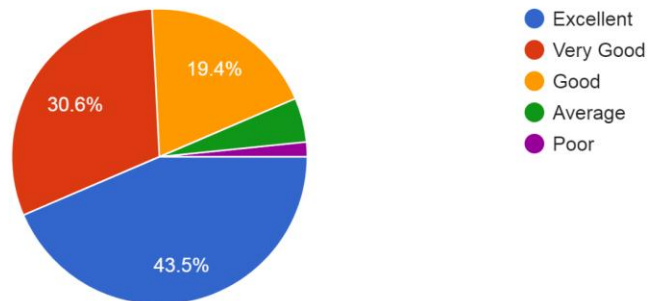
62 responses



From the graph it is observed that 83% parents responses that in the college well discipline for students as well as staff

2. Quality of Teaching is given to the student

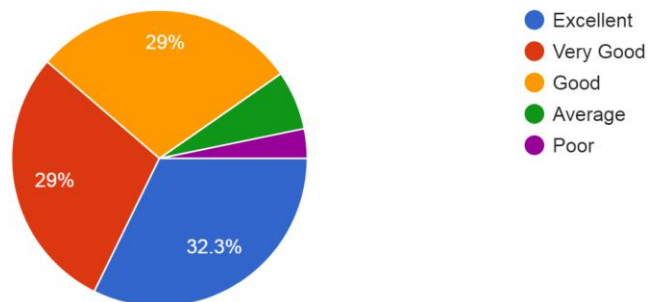
62 responses



From the graph it is observed that 73% parents responses that quality of teaching is very good in the college

3. Laboratory Facilities

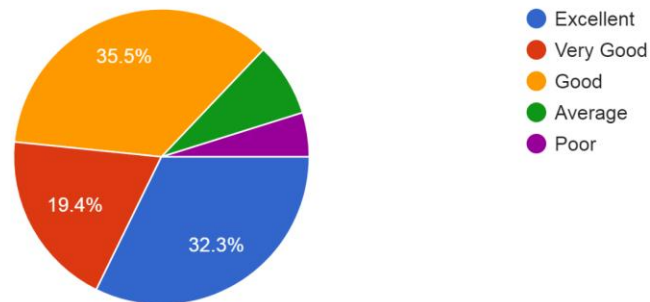
62 responses



From the graph it is observed that 90% parents responses that in the college conducted well practical's and experiments because science laboratories are well equipped

4. Library Facilities are available

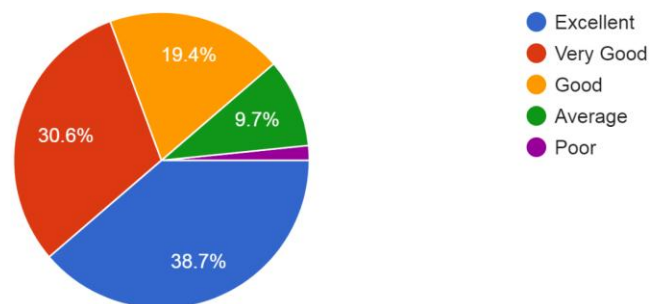
62 responses



From the graph it is observed that 86% parents responses that well library facilities are available for students in the college

5. Sports Facilities are available

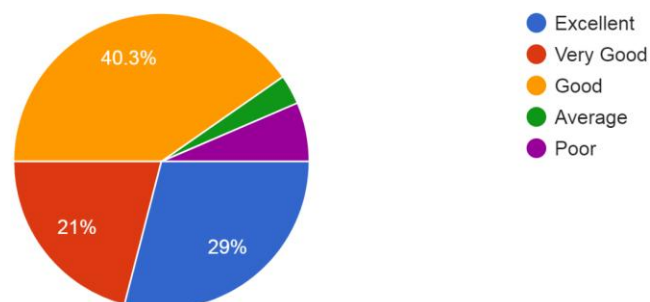
62 responses



From the graph it is observed that 87% parents responses that in the college sports facilities are very excellent.

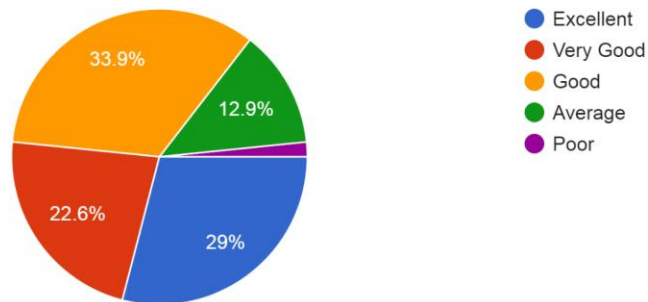
6. The building and classrooms are well maintained.

62 responses



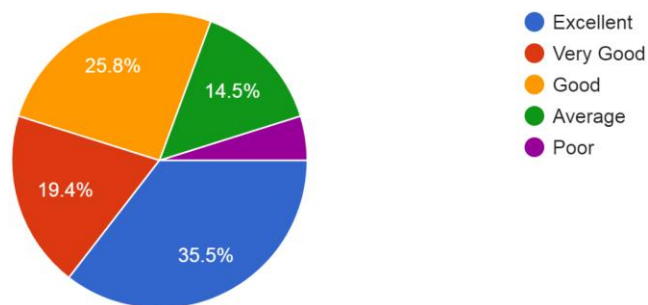
From the graph it is observed that 90% parents responses that the building and class room of the college are very well with clean environment .

7. The labs are adequate and well equipped
62 responses



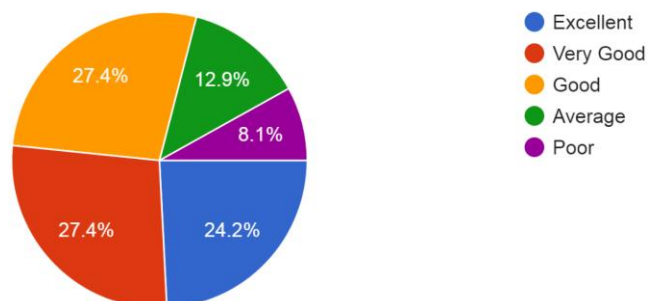
From the graph it is observed that 84% parents responses that labs are well equipped.

8. Parking facilities are available
62 responses



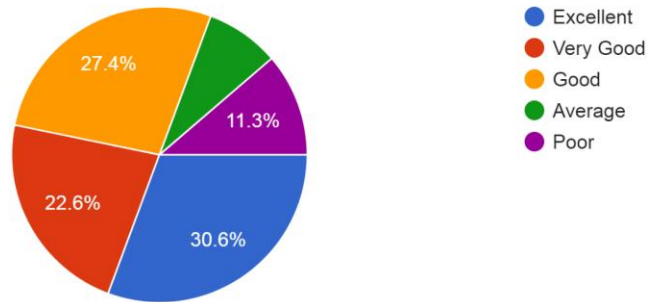
From the graph it is observed that 79% parents responses that parking facility is available

9. water resources are adequately provided
62 responses



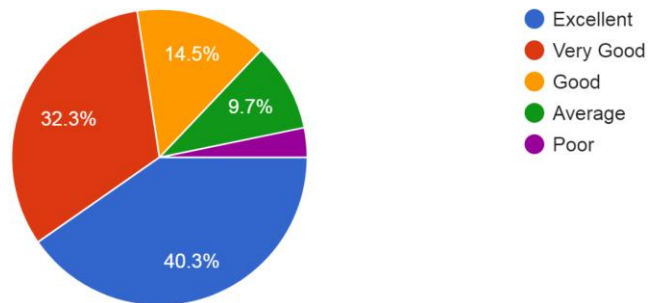
From the graph it is observed that 78% parents responses that pure water resources are available in the college campus.

10. Pure and clean drinking water is available
62 responses



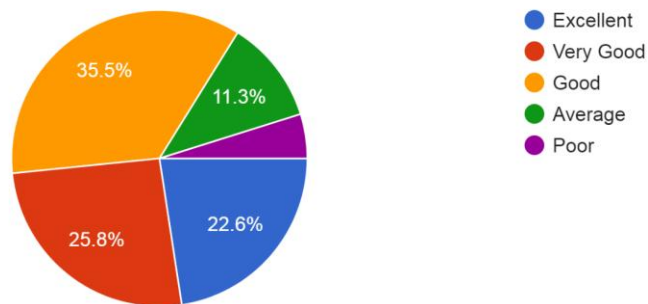
From the graph it is observed that 79% parents responses that pure and clean drinking water is available in college campus

11. Campus atmosphere is healthy
62 responses



From the graph it is observed that 86% parents responses that campus atmosphere is healthy.

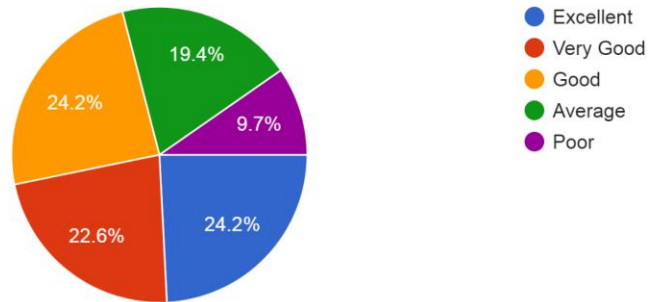
12. Roads are well maintained within campus
62 responses



From the graph it is observed that 82% parents responses that in the college roads are well maintain within campus

13. Gymnasium facility is available

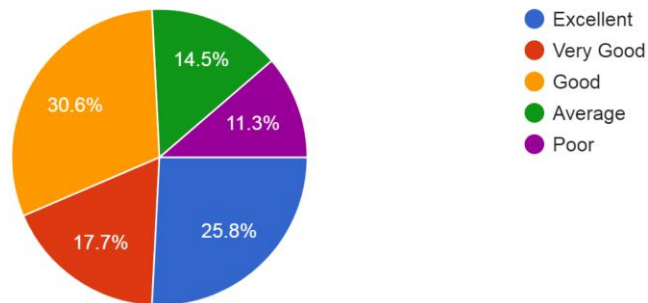
62 responses



From the graph it is observed that 70% parents responses that gymnasium facility is available

14. Separate boys and girls common room are available

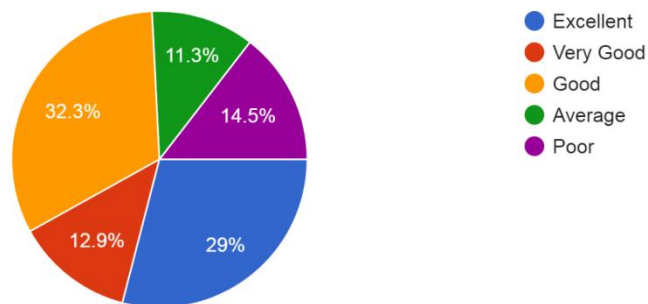
62 responses



From the graph it is observed that 72% parents responses that separate boys and girls common room are available

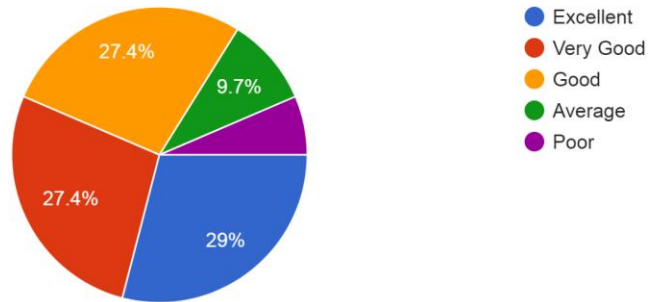
15. Track for handicapped student is available

62 responses



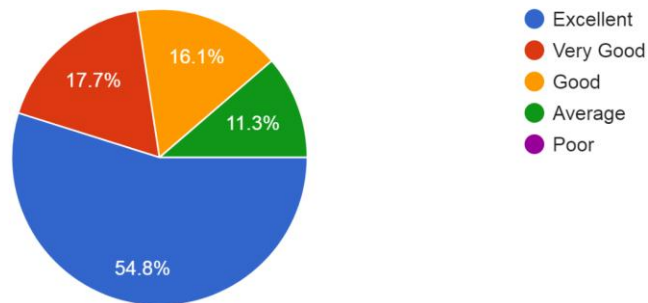
From the graph it is observed that 73% parents responses that in the college build up ramps for handicap students.

16. Seminar and Auditorium hall is available
62 responses



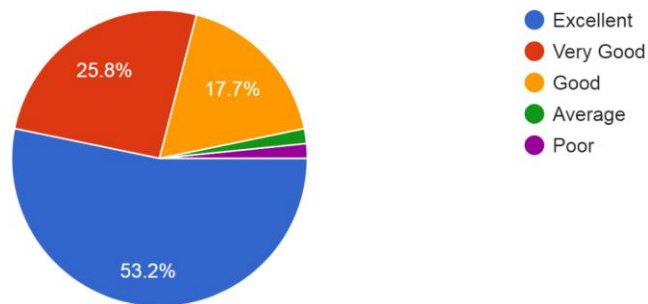
From the graph it is observed that 83% parents responses that in the college seminar and auditorium hall are available

17. Sports ground is available
62 responses



From the graph it is observed that 87% parents responses that in the college campus sports ground is available

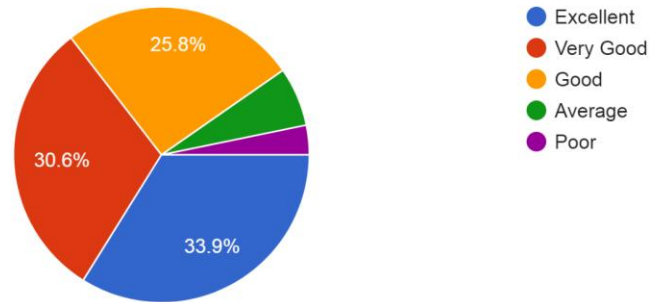
18. Teacher-Student coordination well
62 responses



From the graph it is observed that 95% parents responses that in the college teachers maintained well teacher student coordination.

19. Cooperation of Non-Teaching staff

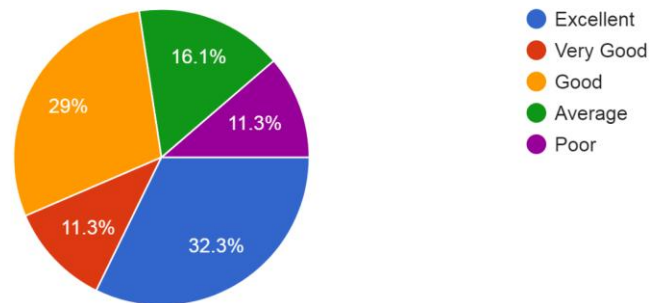
62 responses



From the graph it is observed that 88% parents responses that non-teaching staff of college is cooperative

20. Toilets and urinaries are sufficient

62 responses



From the graph it is observed that 72% parents responses that there is sufficient number of separate urinaries and toilets for boys and girl students.

Action Taken Report:

The stakeholder's responses were analyzed to prepare summarized report which was communicated with management members, IQAC and Principal

IQAC Coordinator

Principal