



SSPM's

**Rani Laxmibai Mahavidyalaya,
Parola**



Report

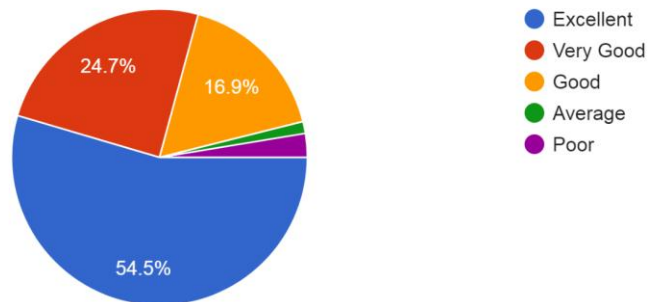
On

**Parent Feedback
Feedback Analysis And Action Taken Report
(2021-2022)**

Parent Feedback Form 21-22

1. Discipline in the College is well

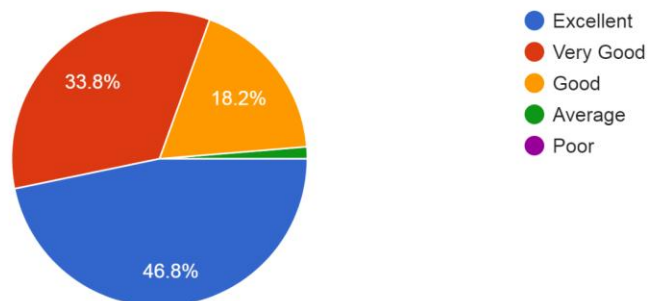
77 responses



From the graph it is observed that 78% parents responses that in the college well discipline for students as well as staff

2. Quality of Teaching is given to the student

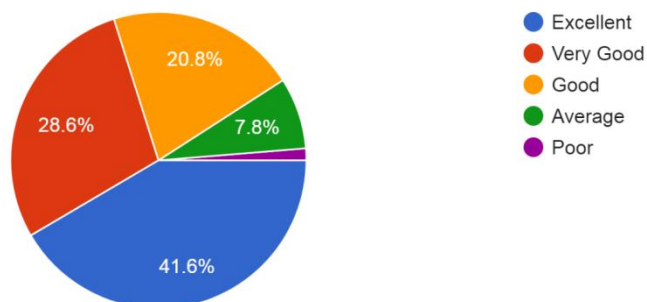
77 responses



From the graph it is observed that 79% parents responses that quality of teaching is very good in the college

3. Laboratory Facilities

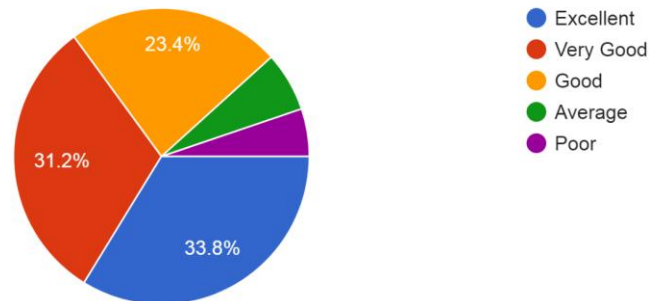
77 responses



From the graph it is observed that 89% parents responses that in the college conducted well practical's and experiments because science laboratories are well equipped

4. Library Facilities are available

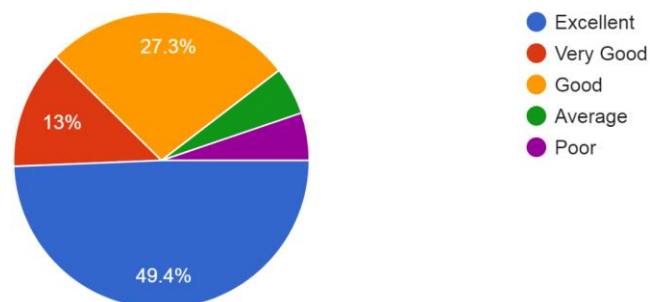
77 responses



From the graph it is observed that 87% parents responses that well library facilities are available for students in the college

5. Sports Facilities are available

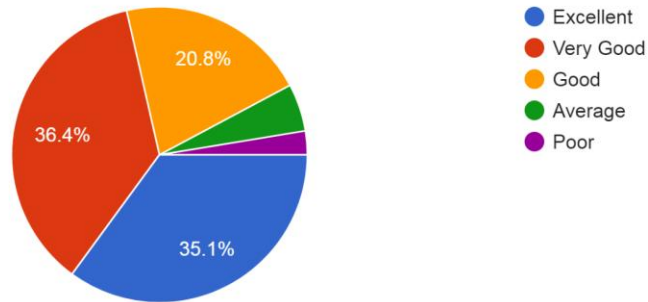
77 responses



From the graph it is observed that 89% parents responses that in the college sports facilities are very excellent.

6. The building and classrooms are well maintained.

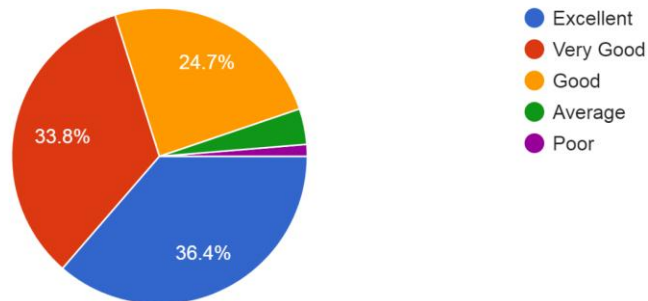
77 responses



From the graph it is observed that 91% parents responses that the building and class room of the college are very well with clean environment .

7. The labs are adequate and well equipped

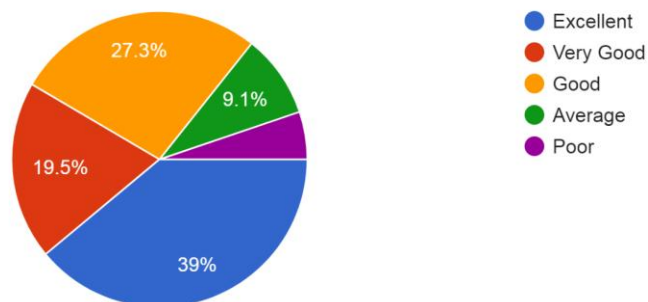
77 responses



From the graph it is observed that 93% parents responses that labs are well equipped.

8. Parking facilities are available

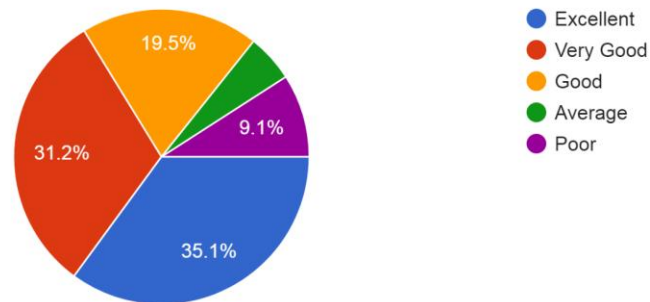
77 responses



From the graph it is observed that 85% parents responses that parking facility is available

9. water resources are adequately provided

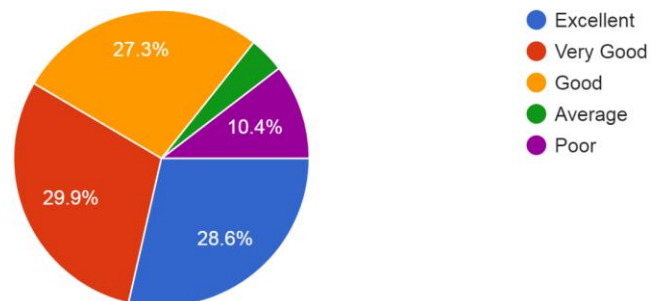
77 responses



From the graph it is observed that 85% parents responses that pure water resources are available in the college campus.

10. Pure and clean drinking water is available

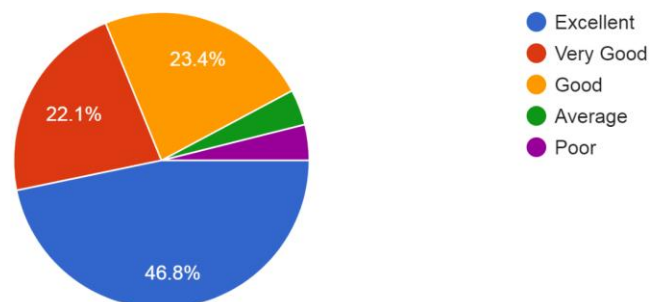
77 responses



From the graph it is observed that 84% parents responses that pure and clean drinking water is available in college campus

11. Campus atmosphere is healthy

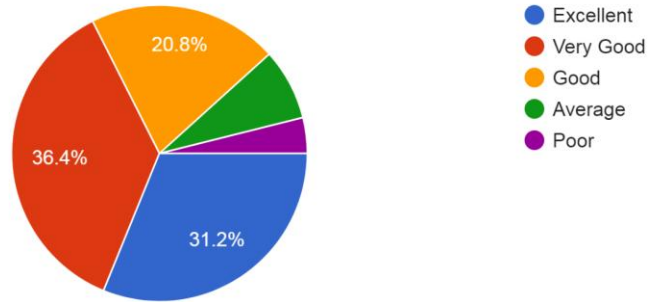
77 responses



From the graph it is observed that 91% parents responses that campus atmosphere is healthy.

12. Roads are well maintained within campus

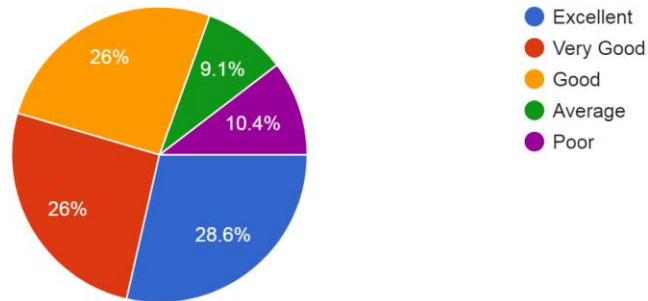
77 responses



From the graph it is observed that 87% parents responses that in the college roads are well maintain within campus

13. Gymnasium facility is available

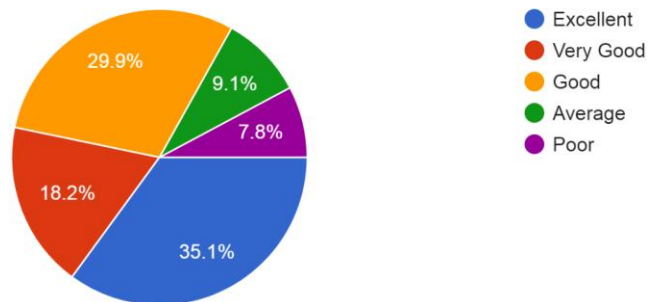
77 responses



From the graph it is observed that 80% parents responses that gymnasium facility is available

14. Separate boys and girls common room are available

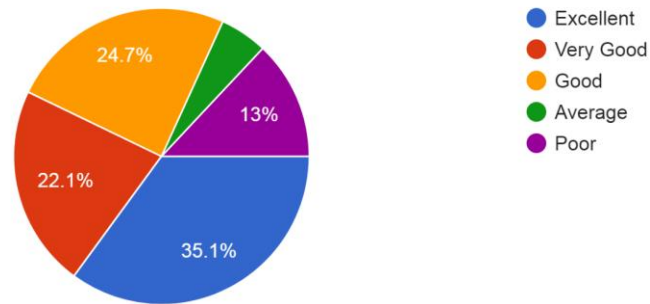
77 responses



From the graph it is observed that 82% parents responses that separate boys and girls common room are available

15. Track for handicapped student is available

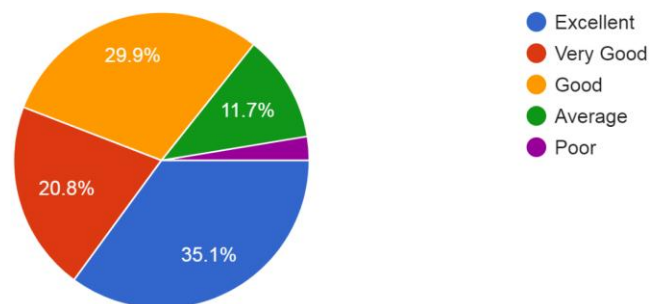
77 responses



From the graph it is observed that 81% parents responses that in the college build up ramps for handicap students.

16. Seminar and Auditorium hall is available

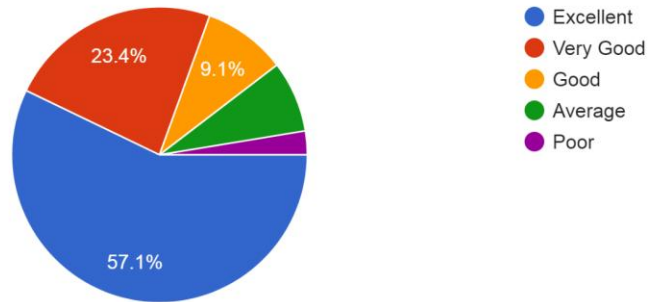
77 responses



From the graph it is observed that 94% parents responses that in the college seminar and auditorium hall are available

17. Sports ground is available

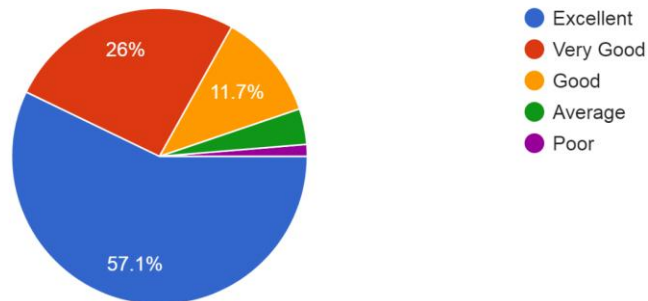
77 responses



From the graph it is observed that 89% parents responses that in the college campus sports ground is available

18. Teacher-Student coordination well

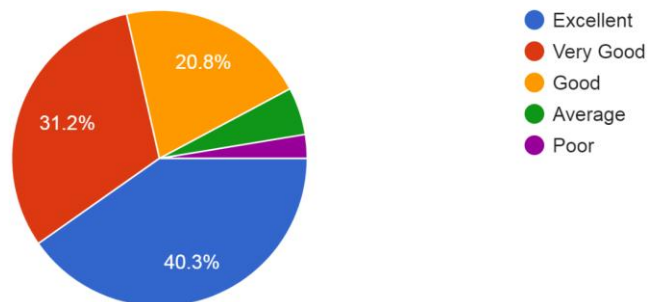
77 responses



From the graph it is observed that 88% parents responses that in the college teachers maintained well teacher student coordination.

19. Cooperation of Non-Teaching staff

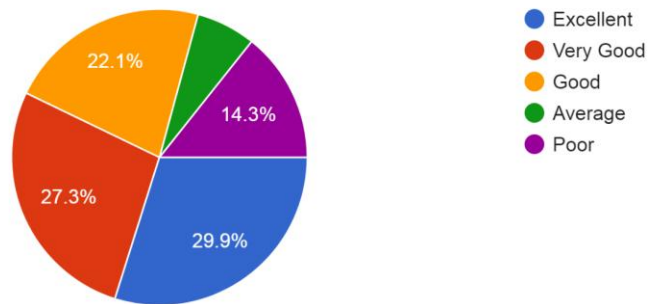
77 responses



From the graph it is observed that 91% parents responses that non-teaching staff of college is cooperative

20. Toilets and urinaries are sufficient

77 responses



From the graph it is observed that 78% parents responses that there is sufficient number of separate urinaries and toilets for boys and girl students.

Action Taken Report:

The stakeholder's responses were analyzed to prepare summarized report which was communicated with management members, IQAC and Principal

IQAC Coordinator

Principal